


PAB-BD-SHSN-06

0.6s High Speed Toll Barrier

Dashou[®]
Parking System Expert




10 Million MCBF
DC Servo Motor



100% Duty Cycle
7*24 Hrs. Work



Swing-off & alarm



Color optional

0.6s high speed toll barrier **PAB-BD-SHSN-06** adopts free-maintenance DC brushless torque motor and PWM variable frequency servo controller, fast but smooth moving. Incredible 10 million MTBF and 100% duty cycle makes it continuously work at 7*24 hrs with long life span. Opening/closing time 0.6s for Max. 3m carbon fiber arm, arm direction is exchangeable without changing any parts, Boom will automatically swing off in case of any hit by vehicle. It can be integrated with the third party system via TCP/IP. It is the right choice for highway toll gate ETC cashless lane. See video at https://youtu.be/ufn_m6XWYLo

Smartphone Control Your Barrier (Optional)

The barrier gate can be connected to your smartphone via WIFI, so you can open and close barrier gate on your smartphone. You can also program the barrier on your smartphone such as setting opening/closing time.


*Dashou App should be installed in your smartphone, and Dashou WIFI module should be installed in barrier controller.



TCP/IP RJ45 Port for Easy Integration (Optional)

The barrier provides optional TCP/IP RJ45 port, which can integrate the barrier with your own system conveniently, so you can control the barrier by your own system.

*Dashou RJ45 module should be installed in barrier controller, and communication protocol will be provided by Dashou



PAB-BD SHSN-06

0.6s High Speed Toll Barrier

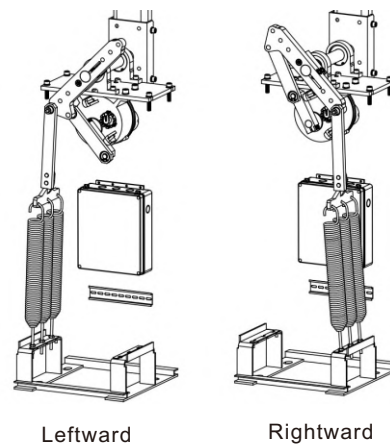
Free-maintenance DC Brushless Servo Motor 10 million cycles MTBF & 100% duty cycle

Free-maintenance DC24V brushless servo torque motor ensures 10 million cycles MTBF long life span; 100% duty cycle makes barrier continuously work at 24*7 hours; Max. 175W low consumption makes barrier environment friendly but outputs super strong torque




Boom Direction Is Exchangeable Without Replacing Any Parts

In the past you have to keep stock for barriers with different boom direction as different sites may require different boom direction. But now boom arm direction can be exchanged easily at site without replacing any parts



Automatically Check Status and Report Error


Barrier system will automatically check its operation status and show errors code on its LED tube if an error occurred. This helps you quickly find out problem and find solution.



Manually Control In Case of Power Failure


If power supply is off, you can manually open/close the barrier gate by the black lever. Also boom can be manually locked in any position between horizontal and vertical by this level.

Warning: Not allowed to use the function when power on, may hurt your hand and damage the motor.



PAB-BD SHSN-06

0.6s High Speed Toll Barrier



Boom Swing-off Protects Boom and Vehicle

Boom will swing off 90 degree if it was hit by a vehicle, this is to protect both vehicle and boom. It is optional. You can easily add swing-off module to a barrier which is without swing-off.



Boom Auto-Reverse On Obstacle

While moving down, boom will automatically reverse immediately once it is obstructed by vehicle or pedestrian, which protects the vehicle or person. The sensitivity is adjustable.



Backup Solar Panel or Lead-acid Cell

DC motor barrier can be powered by solar panel or lead-acid cell for back up power supply. Especially solar power is environment friendly which is good for earth.

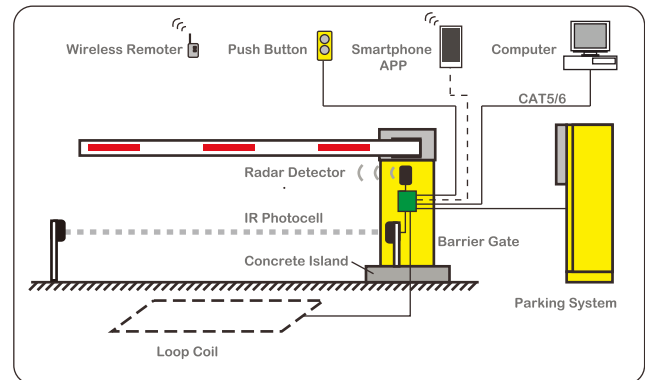
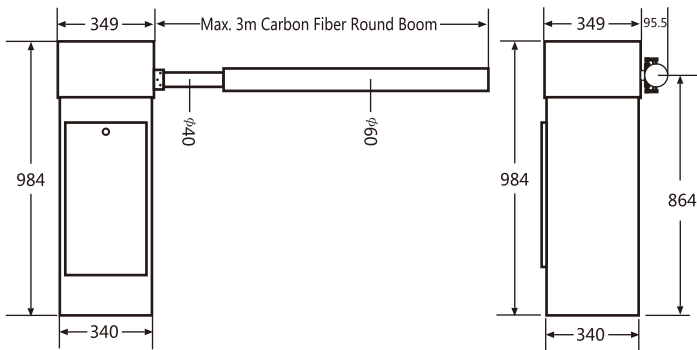
More Features

1. 0.6 sec. high speed
2. Quite smooth moving with Max. 3.m round carbon fiber boom
3. Variable frequency controller automatically detects and optimizes boom moving, ensures smooth moving without shake
4. Simplified design, easy installation and maintenance reduces your labor cost
5. Boom automatically open up fully in case of power failure (Optional)
6. Boom will be automatically locked in case of power failure (Optional, Can not work together with function 5 at the same time)
7. Alarm when boom swing-off (Optional)
8. Safety of Vehicle--- Anti-hit by Loop Detector (Optional)
9. Safety of Vehicle--- Anti-hit by IR photocell (Optional)
10. Safety of Vehicle--- Anti-hit by "Opening Priority"
11. Closing Priority
12. Automatically close in given time (Programmable)
13. Automatically close or open by loop detector (Optional)
14. Disable or enable function of "Always-open mode" by the remote
15. Disable or enable function of "Memory of repeated opening"
16. Heavy-duty and simple-design housing
17. Anti-condensation in cold climate

PAB-BD SHSN-06

0.6s High Speed Toll Barrier









Dimension (mm) Application



Technical Parameter

Opening/closing time	0.6 sec.	Communication Interface	RS-485 or TCP/IP RJ45
Boom	Max. 3mtr. carbon fiber round boom	Wireless Remote	Two Remoters, distance>20m
Boom	Round arm diameter: 40mm, Foam diameter: 60mm	Housing Material	2mm cold-roller sheet
Boom Direction	Leftward / rightward exchangeable	Housing Painting	Powder coating last 10 years
Power Supply	AC100~240V, 50/60Hz, 350W	Protection Rating	IP 54
Motor	175W DC24V brushless servo torque motor	G.W / N.W	52/50KG
Duty Cycle	100% duty cycle	Package Dimension	1190×470×420mm
MCBF	10 Million Cycles (Mean Cycles Before Failure)	Dimension	984×349×340mm (H*W*D)
Max. frequency	15,000 operation cycles per day	Operating Temperature	-30°C~55°C
Controller	PWM variable frequency servo controller board	Operating Humidity	10% ~ 95%

Accessories

				
PWM variable frequency servo controller board	Remoter: transmitter, distance>20m	175W DC24V Brushless Servo Torque Motor	WIFI Module Smartphone control barrier	Ethernet Module Make your system control our barrier
				
Swing-off and alarm	Ground Induction	Loop Detector	Photocell	Carbon fiber round boom